

Worksheet N°7

Asignatura: Idioma extranjero inglés.

Nivel: 2° Año Medio.

Fecha: 24 de Agosto, 2020.

Contacto del docente y horario: Miss Vanessa Araneda.

Correo electrónico:

teachervanessa.araneda@gmail.com.

Instagram: @teachervanessa.araneda

Horario para hacer consultas: Lunes, Miércoles y Viernes de 4pm a 5pm.

Objetivos de la unidad: O.A 1: Escribir una variedad de textos, como cuentos, correos electrónicos, artículos, folletos, rimas, descripciones, biografías, instrucciones, cartas, resúmenes, diario personal (journal) y poemas o canciones utilizando los pasos del proceso de escritura (organizar ideas, redactar, revisar, editar, publicar), generalmente en forma independiente de acuerdo a un criterio de evaluación, recurriendo a herramientas como el procesador de textos y diccionario en línea

Indicadores:

- A. Escriben textos variados.
- B. Organizan las ideas antes de escribir.
- C. Demuestran manejo en el uso de las TIC para corregir, editar y publicar textos.

UNIT: 2 “Technology and its effects”

Objective for this activity: Escribir oraciones simples para comparar los avances en la tecnología en el tiempo.



Name: _____
Level: 2° ____
Date: _____.


2 TECHNOLOGY and its effects

I. Look at the following images and answer the following questions:



1. Was life easier or more difficult in the past? Why?

2. What happened with privacy before technology? (For example, having access to your email 24/7)



II. Look at the following pictures. There are their names in the box below.
Write the correct name in each picture.

Photocopier - Cassette - cash - email - videogames - ship - letter
- plane -arcade games – Blockbuster video - mimeograph.



3. _____



4. _____



5. _____



6. _____



7. _____



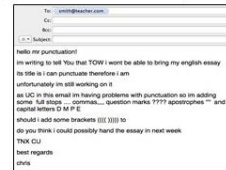
8. _____



9. _____



10. _____



11. _____



12. _____



13. _____



III. What are those devices for? Go back to item II, look at the pictures and link each device with the definition for its use:

Arcade games

Communicate with other people

Video games

Email

Watch movies, series or documentaries

Blockbuster

Cash

Have fun or joy

Mimeograph

Letter

Make copies of documents.

Photocopier

Credit or debit Card

Pay using coins or bills

Spotify

Cassette

Listen to music

Ship

Plane

Travel around the world

Netflix

In this Item, you practice "Indicador B"



IV. CONNECTORS:

Do You Remember connectors? What are they used for?

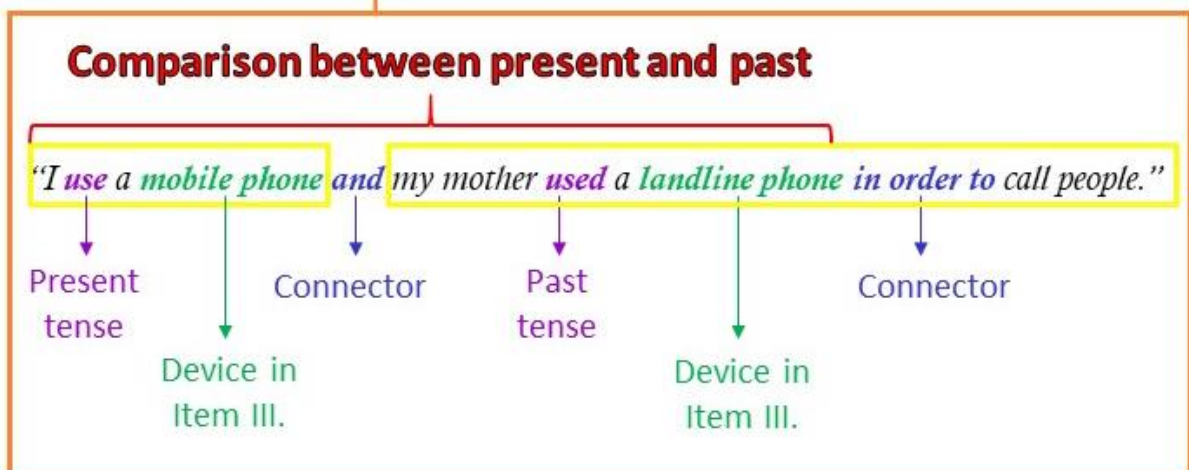
CONNECTORS are words we use to LINK ideas. Some of them are: “and”, “or”, “but”, “because”, “also”, “in order to”. The last one: “**IN ORDER TO**” is “**para**” in Spanish. For example.

- “I meditate in order to relax”.
- “I eat vegetables and fruits in order to be healthy”.
- “I work in order to save money”.

V. Now, it’s time for you to write!! You are going to use everything seen in previous exercises. Here you have the instructions:

- Write sentences to make a comparison between the past and the present.
- Use past and present tense.
- Use 2 of the devices mentioned in Item III.
- Follow the correct order when writing: Subject+Verb+Complement.
- Use connectors “AND” or “BUT”, and “IN ORDER TO” to link ideas.
- Follow the example.

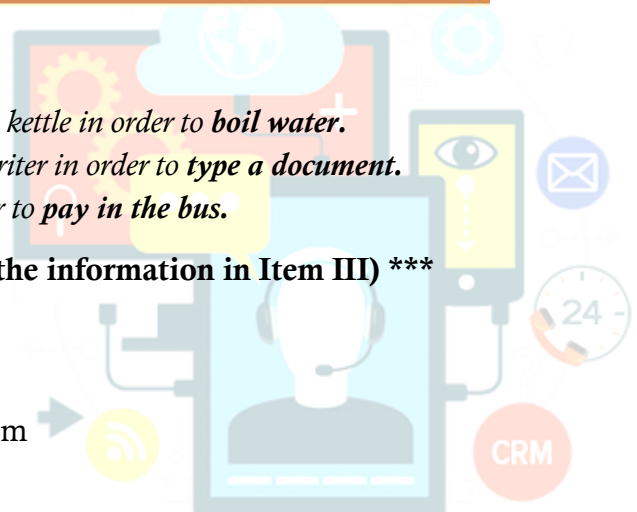
For example:



Some other examples that can help you:

- *I use an electronic kettle and my grandmother used a kettle in order to **boil water.***
- *I use a computer and people in the past used a typewriter in order to **type a document.***
- *I use my “bip” card and my father used cash in order to **pay in the bus.***

*****Remember including what devices are used for (the information in Item III) *****



Now, it is your turn! Use all devices mentioned in Item III and what they are used for in order to make sentences:

14. Ship/Plane:

15. Cassette/ Spotify:

16. Blockbuster/ Netflix:

17. Cash/ Credit or debit card:

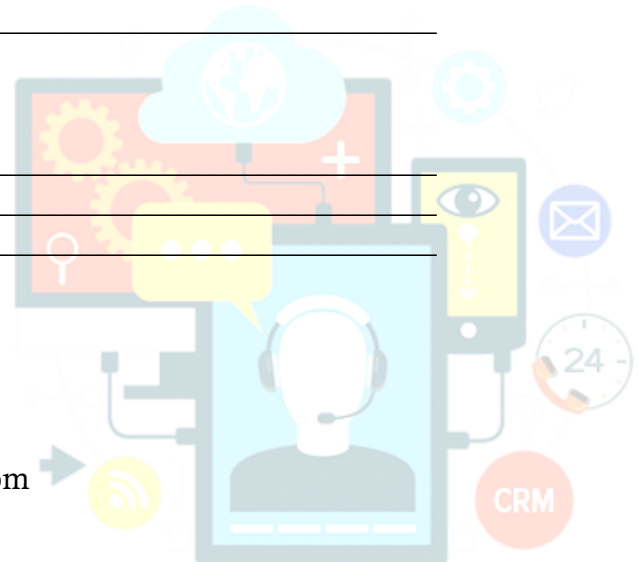
18. Arcade Games/Videogames:

19. Mimeograph/Photocopier:


20. Letter/Email:



From questions
14 to 20, you
practice
"Indicador A"



- VI. Google classroom App: now that you finish the previous item (Item V), go to your google classroom and write a message there, indicating that you finish item V and how difficult or easy it was and why.



In this Item,
you practice
“Indicador C”



TO FINISH THE ACTIVITY

21. What did you learn today?

22. How did you learn it?

23. What was the most difficult thing for you and how could you solve it out?

24. What was the easiest thing for you and why?



Thank you for your effort and
remember staying safe at home.

Good bye!

